

# Issue Survey

Released June 2025 (Data collected from June 25<sup>th</sup> – 26<sup>th</sup>)

# Methodology and Sample

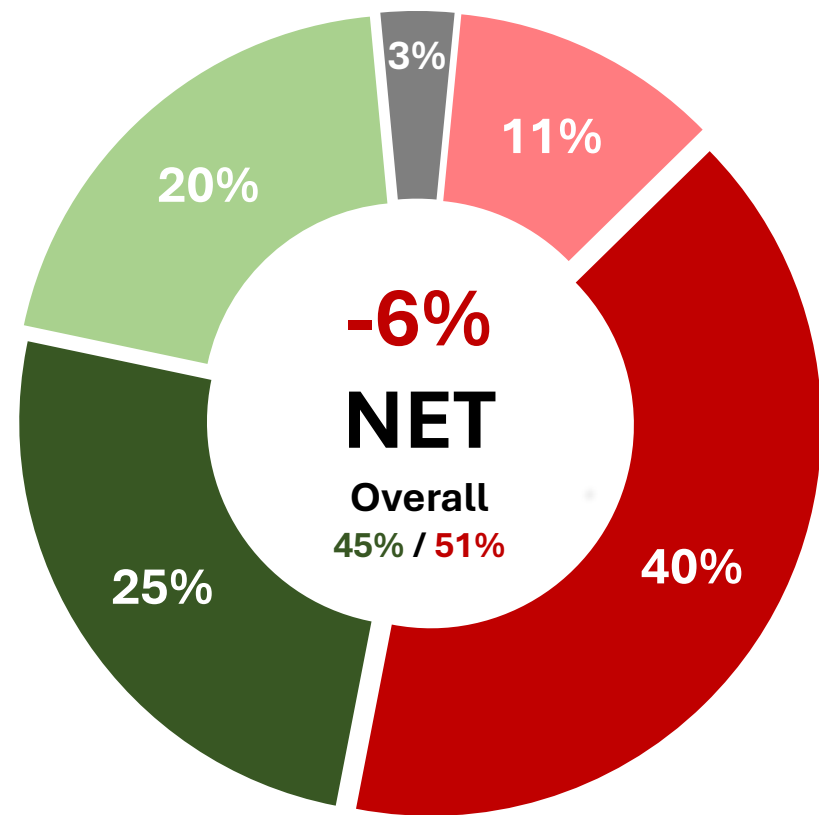
The Tyson Group conducted a national survey of n=1,027 U.S. adults between June 25 and June 26, 2025, using a probability-based online panel. In addition to this overall general voter sample, we conducted an oversample of n=200 Republicans to create a total Republican sample of n=655.

Respondents were selected through random sampling methods designed to ensure that every individual in the target population had a known, non-zero chance of selection. The panel was recruited and administered online. The data were weighted using iterative raking techniques to align with the latest U.S. Census benchmarks for age, gender, race/ethnicity, education, and region. These weights adjust for any differences between the sample and the national population to ensure representativeness.

The survey has a margin of error of  $\pm 3.1$  percentage points at the 95% confidence level. This margin accounts for the expected range of sampling error in survey estimates based on a sample size of n=1,027.

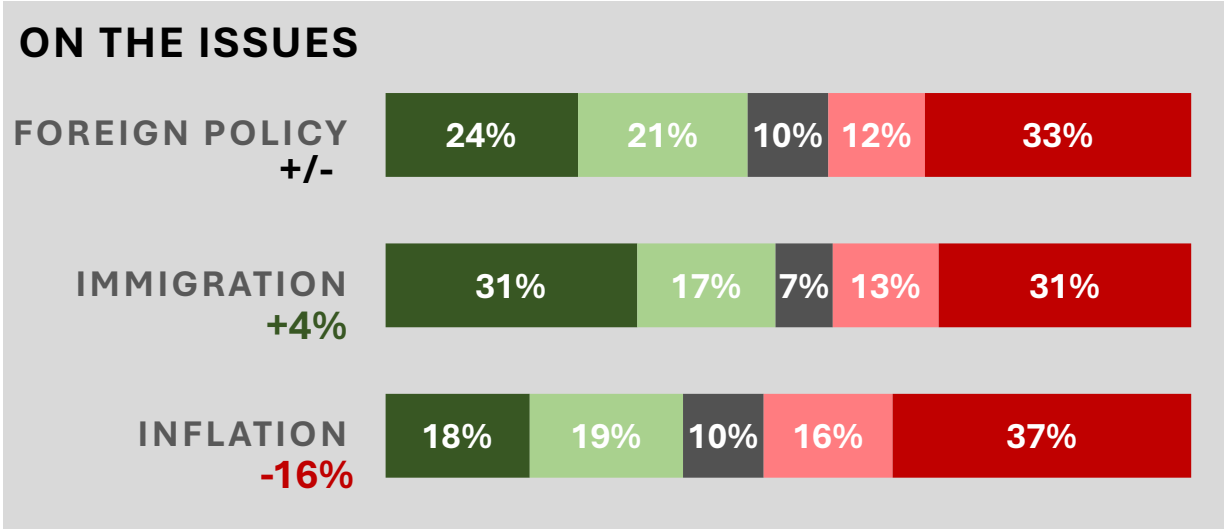
# Job Approval and Image

# Trump Holds Edge in Immigration Policy Approval



Question: Do you approve or disapprove of the job that Donald Trump is doing as President?  
Source: The Tyson Group – National Survey June 25, 2025

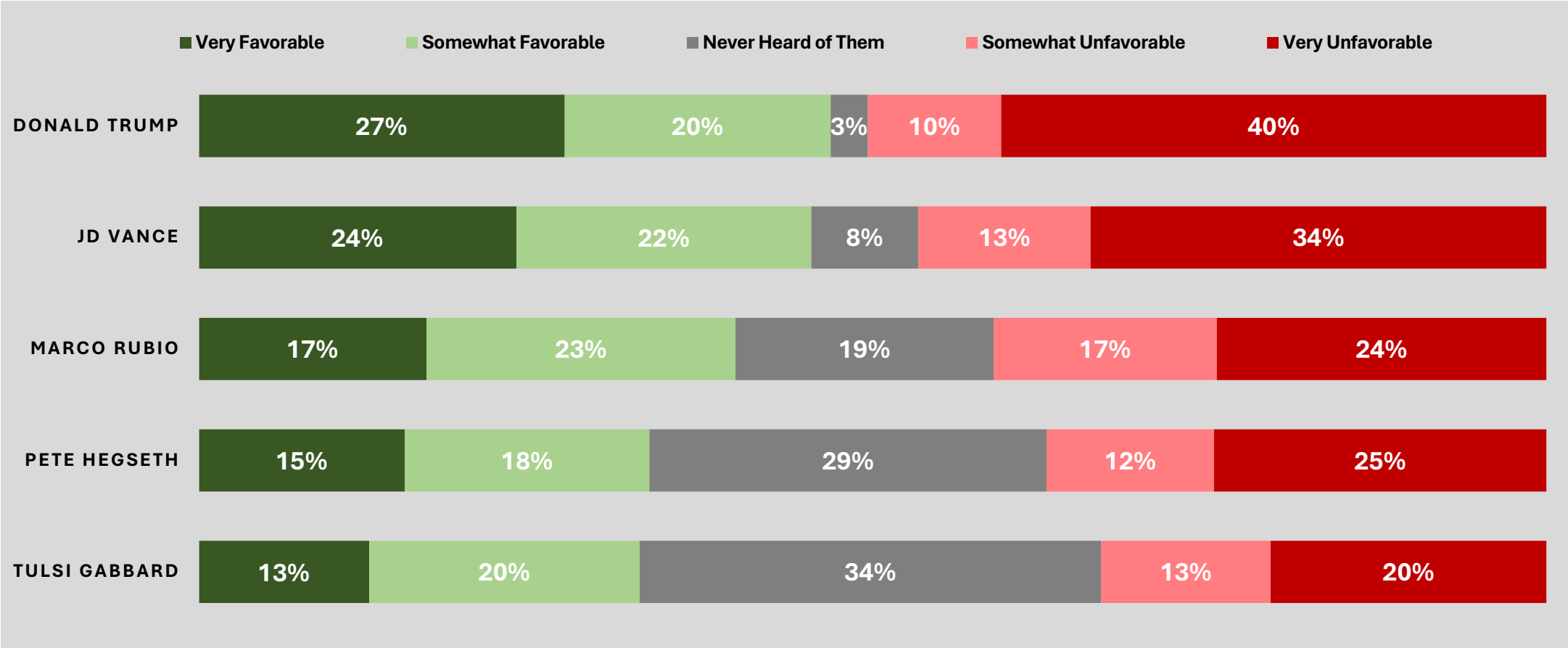
Trump’s overall approval is slightly negative (-6%), but he holds a +4% net rating on immigration. Support remains strong among Republicans (85%) and the MAGA base (93%).



Question: Do you approve or disapprove of the job Donald Trump is doing on the following issues...  
Source: The Tyson Group – National Survey June 25, 2025

# Trump's Image Outshines His Cabinet's

Among key figures in Trump's second administration, Donald Trump holds the highest favorability. While some cabinet members have net-positive image, none match the intensity of support Trump receives.

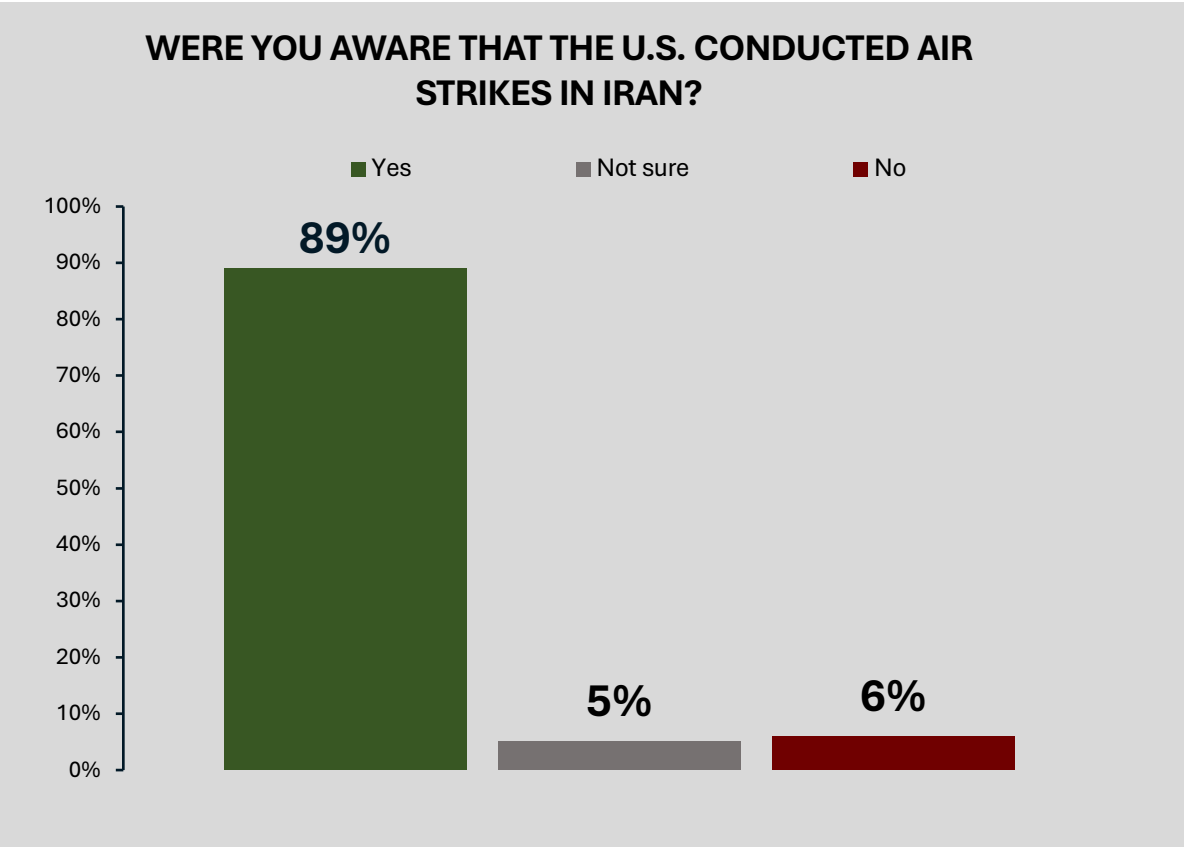


Question: Do you have a favorable or unfavorable view of the following public officials?  
Source: The Tyson Group – National Survey June 25, 2025

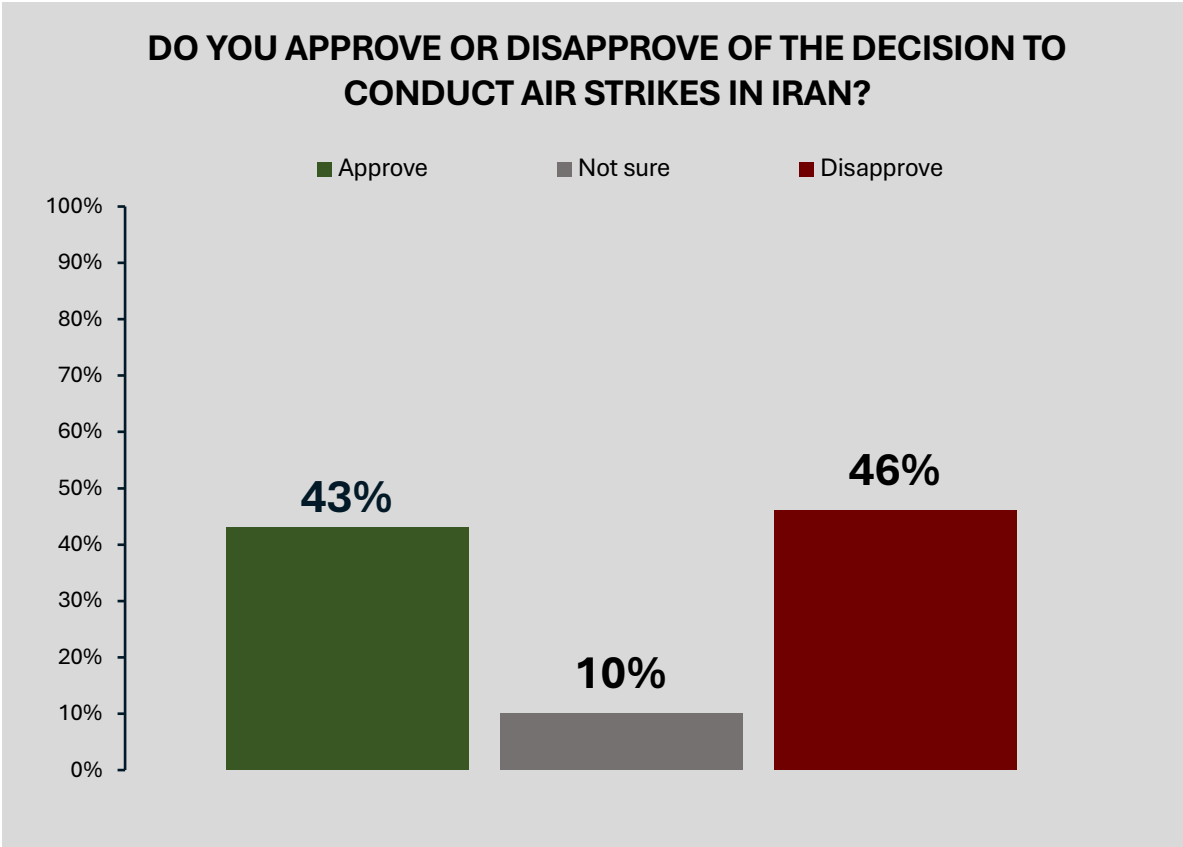
# Middle East – Intro

# Voters Widely Aware of Iran Strikes, Split on Support

Nearly nine in ten voters (89%) were aware that the U.S. had conducted air strikes in Iran. However, initial reactions to the decision to strike were divided, with 43% approving and 46% disapproving.



Question: Prior to taking this survey, were you aware that the United States conducted air strikes in Iran?  
Source: The Tyson Group – National Survey June 25, 2025



Question: Do you approve or disapprove of the decision to conduct air strikes in Iran?  
Source: The Tyson Group – National Survey June 25, 2025

# Details on Iran’s Nuclear Sites Increase Backing for Air Strikes

**+12%**  
increase in support

After being informed that the recent U.S. air strikes targeted Iranian uranium enrichment facilities linked to advancing nuclear capabilities, **a majority of voters (55%) said they were more likely to support the decision to strike**. This shift highlights the importance of context, when voters understand the strategic rationale behind the strikes - support increases.

	Initial Support	Informed Support	NET Change
Topline	43%	55%	+12%
Republicans	72%	82%	+10%
MAGA Voters	71%	81%	+10%
Democrats	20%	33%	+13%
Independents	32%	44%	+11%
18-29	27%	47%	+20%
65+	56%	58%	+2%

Question: The target of America’s recent air strikes were uranium enrichment facilities, which the Iranian government is using to advance its nuclear capabilities. Does this information make you more or less likely to support the decision to conduct air strikes in Iran?


Source: The Tyson Group – National Survey June 25, 2025



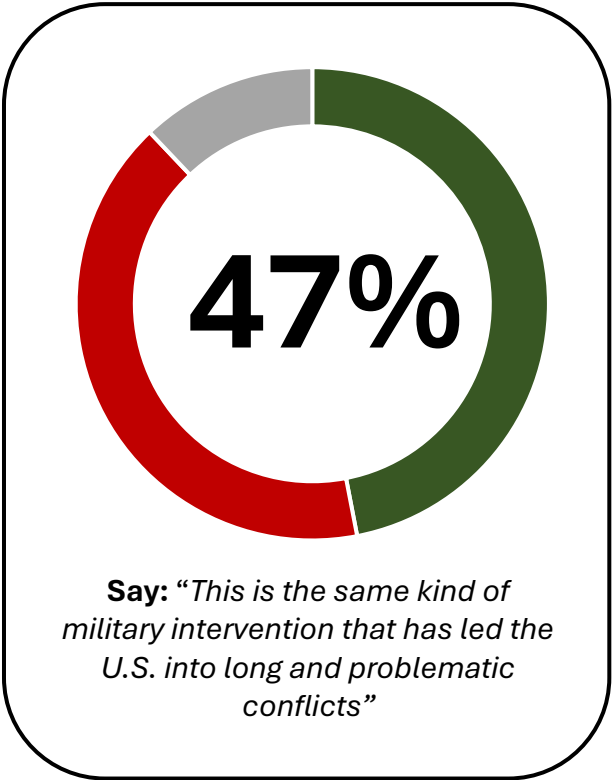
# Middle East - Aftermath

# Americans Support Military Action but Wary of Long-Term Entanglements

Voters are divided on how to address Iran’s nuclear ambitions. While 56% support military action to prevent Iran from acquiring nuclear weapons, 47% worry such intervention risks repeating past U.S. entanglements in long, costly conflicts.



Question: Which of the following statements comes closer to your opinion about Iran potentially obtaining nuclear weapons?  
Source: The Tyson Group – National Survey June 25, 2025



Question: Compared to past military actions in the Middle East, which statement best describes your view about America’s recent air strikes on Iranian nuclear facilities?

# Strikes Seen as Worthwhile—But Fear of Retaliation Runs High

**Most Americans say the strikes were worth it if they halt uranium enrichment, though many still worry about retaliation and national security concerns.**

**62%**

of Americans agree **if Iran agrees to stop enriching uranium, then America's air strikes were worth it.**

**46%**

believe it is likely **Iran will launch a successful attack on American soil in retaliation.**

**45%**

of Americans feel the **U.S. is less safe now because of our recent strikes.**

Source: The Tyson Group – National Survey June 25, 2025

# Public Expects Continued Strikes Amid Fears of Broader Conflict

Americans anticipate continued military operations in Iran, but concern over potential escalation into a wider conflict remains high. **Support for further strikes exists, especially when linked to halting Iran's nuclear ambitions.**



75% expressed concern that the conflict could escalate into a larger war.



67% of Americans believe additional military action against Iran is likely

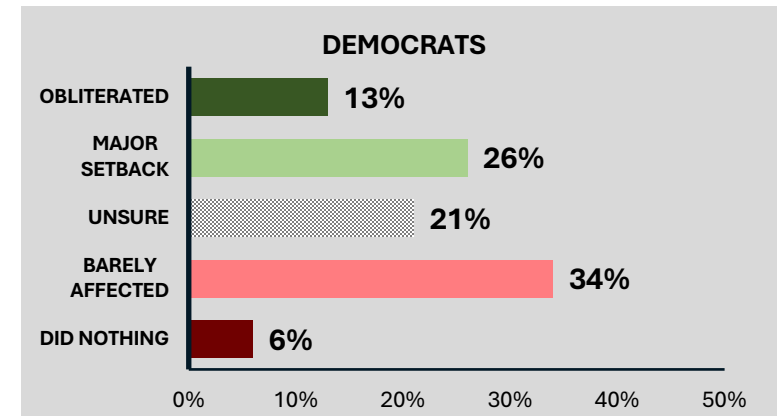
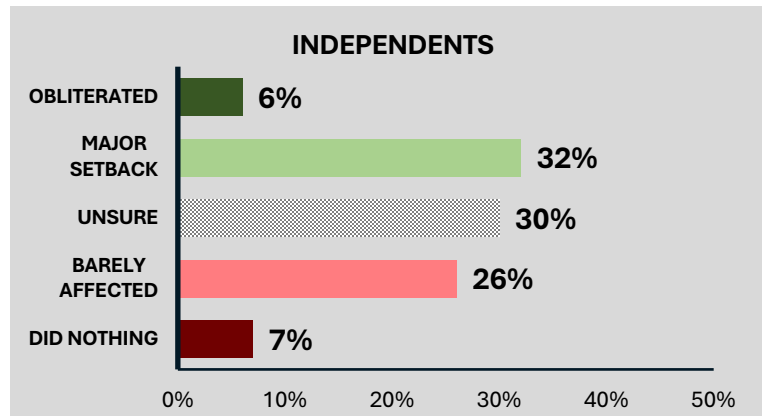
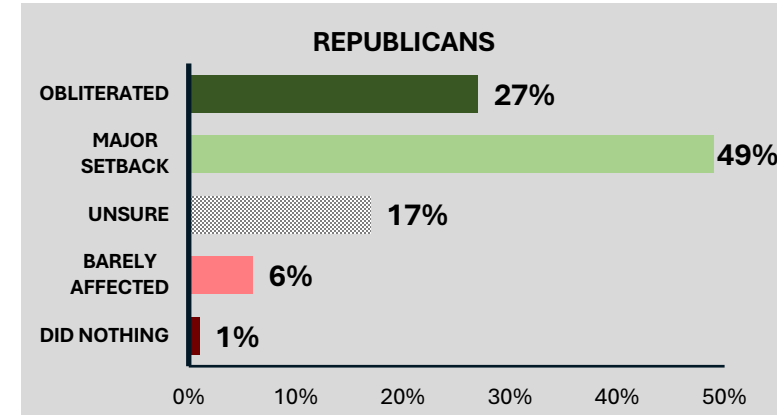
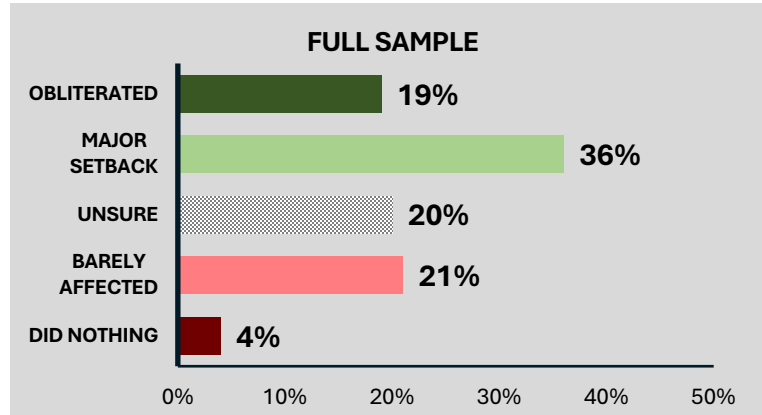


A majority of Americans (50%), including 80% of Republicans, support future strikes to halt Iran's nuclear program

Source: The Tyson Group – National Survey June 25, 2025

# Most Americans Say the Strikes Hit Hard

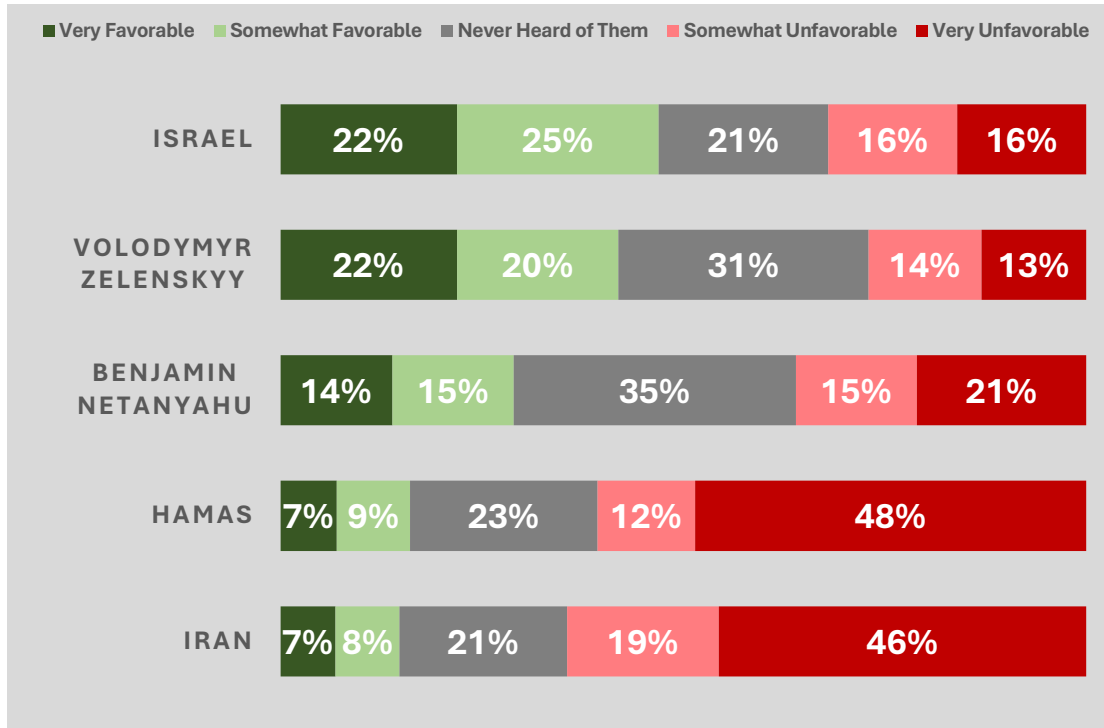
A majority of Americans (54%) believe the recent U.S. air strikes significantly set back Iran's nuclear program, including 19% who say it was completely obliterated. Support spans party lines, with 76% of Republicans, 77% of MAGA voters, and even 39% of Democrats agreeing the strikes dealt a major blow.



# Israel and Ukraine

# Israel Viewed Favorably, But Netanyahu Trails Behind

**Partisan Divide on Netanyahu and Zelenskyy:** Republicans view Netanyahu more favorably (50%) than Democrats do (20%), while Democrats are more favorable toward Zelenskyy (50%) compared to Republicans (35%).




- **Israel receives the strongest favorability ratings in the battery**, with 47% of Americans viewing the country favorably.
- **Prime Minister Benjamin Netanyahu's image lags significantly behind his country's**, with just 29% holding a favorable view and 36% viewing him unfavorably.
- **Ukrainian President Volodymyr Zelenskyy is seen more positively than Netanyahu**, with a higher favorability and overall name recognition.
- **Hamas and Iran receive similarly negative ratings**, with nearly half of respondents viewing each group very unfavorably.

Question: I'm now going to show you a list of countries, organizations and political figures. For each one, please tell me if you have a favorable or unfavorable opinion of that person.

Source: The Tyson Group – National Survey June 25, 2025

# Public Perception of Israeli Influence on U.S Policy Shows Deep Divides

**NET agreement that Israel wields too much influence is positive across all demographic groups with Democrats, younger voters, and Harris ‘24 voters lead concern over Israeli influence.**



**Democrats and younger voters are most likely to say Israel has too much influence:** 62% of Democrats and 58% of 18–29-year-olds agree, compared to just 43% of Republicans and 44% of seniors (65+)

	Yes	No	Net
Topline	54%	27%	+25%
Trump ‘24 Voter	43%	39%	+4%
Harris ‘24 Voter	64%	16%	+48%
Republican	43%	38%	+5%
MAGA	45%	37%	+8%
Democrat	62%	18%	+44%
NPA	55%	25%	+30%
18-29	58%	23%	+35%
65+	44%	40%	+4%

Question: Do you believe that Israel has too much influence on our country’s foreign policy?  
Source: The Tyson Group – National Survey June 25, 2025